


**A baby born in 2017 is expected to live up to 74.8 years as compared to 74.6 years in 2015**

## LIFE EXPECTANCY AT BIRTH

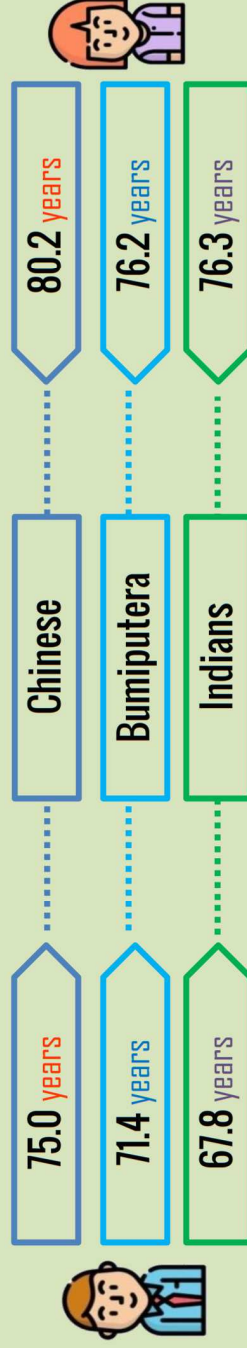


Life expectancy at birth for male and female is **72.7 years** and **77.4 years** respectively

The gap in life expectancy at birth between male and female is **4.7 years**

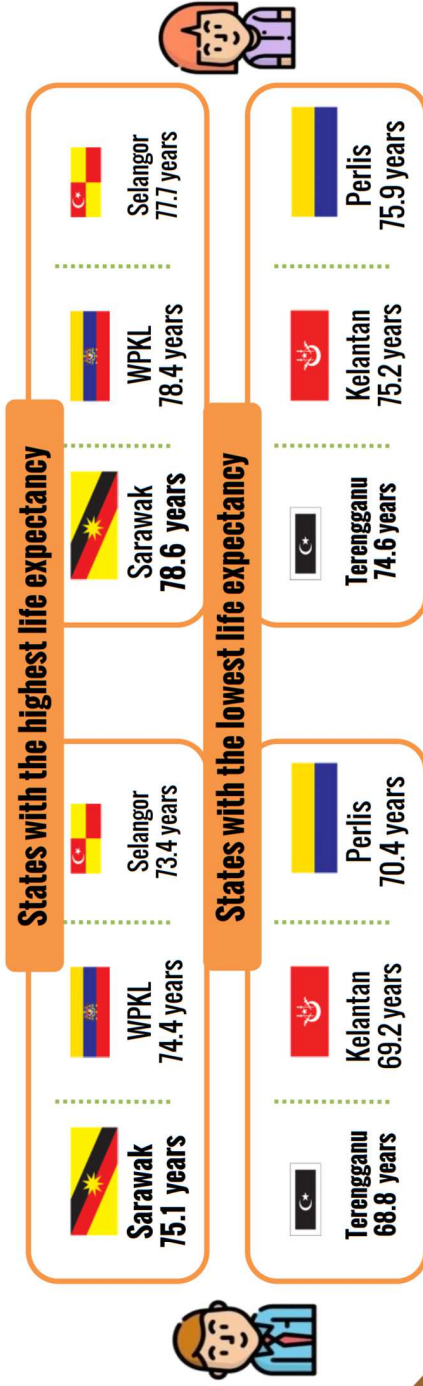
## BY MAJOR ETHNIC GROUP

Chinese recorded the **highest** life expectancy at birth with **75.0 years (male)** and **80.2 years (female)** respectively




## COMPARISON BY STATE

The **highest** life expectancy at birth is recorded by **Sarawak** (75.1 years: male and 78.6 years: female) while the **lowest** is **Terengganu** (68.8 years: male and 74.6 years: female)



## LIFE EXPECTANCY AT AGE

**at the age of 15**



A man and a woman are expected to live for **another 58.4** and **63.1 years** respectively

**at the age of 65**



A man and a woman are expected to live for **another 15.0** and **17.1 years** respectively