




Get  
every one  
in the picture



# Regional Action Framework on CRVS in Asia and the Pacific - Midterm Review

[www.getinthepicture.org](http://www.getinthepicture.org)

*Tanja Sejersen, Statistician, United Nations ESCAP*

*Meeting of Civil Registration Professionals of South Asia (CR8)*

*Maldives, 26-28 November, 2019*

# Overview

- ◆ 1. Second Ministerial Conference on CRVS in Asia and the Pacific
- ◆ 2. Midterm report and questionnaire
- ◆ 3. Table 1: Implementation Steps
- ◆ 4. Table 2: Birth Registration
- ◆ 5. Table 3: Death Registration
- ◆ 6. Table 4: Causes of Death
- ◆ 7. Table 5: Vital Statistics


# Second Ministerial Conference

## 6-9 October 2020

### Expected outcomes:

 A Ministerial Declaration on CRVS

### Expected participants

 Ministers responsible for: Civil Registration, Planning, Justice, Health, Statistics and National ID systems

### Preparation

 Led by the Regional Steering Group for CRVS to ensure a comprehensive and inclusive process

 Supported by ESCAP and other development partners

# Objectives of the Second Ministerial Conference on CRVS

- Celebrating achievements during the first half of the CRVS Decade



- Highlight necessity of CRVS to legal identity
- Emphasize how CRVS is instrumental for the achievement of the 2030 Agenda for Sustainable Development

# Second Ministerial Conference on CRVS in Asia and the Pacific –dates to remember

- ◆ Deadline for submission of responses to the midterm questionnaires (16 December 2019)
- ◆ First meeting of the Regional Steering Group/preparatory meeting for 2<sup>nd</sup> Ministerial Conference (30 March-1 April 2020)
- ◆ Civil Society Forum (4-5 October)
- ◆ **Senior official segment (6-8 October)**
- ◆ **Ministerial segment (9 October)**

# We need your help to:

- ✧ Support and encourage high level participation at the Ministerial Conference
- ✧ Engage to ensure quality submissions of responses to the midterm questionnaire
- ✧ Put forward proposals for plenary sessions, side events, exhibitions etc.

# Why conduct a Midterm Questionnaire?

## Two primary reasons

---




### **Monitoring progress**

In 2015, Countries around the Asia-Pacific region self-selected targets under the Regional Action Framework for CRVS in Asia and the Pacific and committed to reaching those targets by 2024

The 2019 midterm questionnaire will be used to monitor progress

ESCAP used these answers to draft a regional synthesis report



### **Basis for the Second Ministerial Conference, 2020**

Unlike the First Ministerial Conference, ESCAP will be able to present current data on regional progress toward meeting the goals of the RAF

Ministers will assess progress, prioritize areas needing concentration, and highlight strong areas of improvement

# Why conduct a Midterm Questionnaire?

## Additional reasons

---



### Targeted development funding

Monitoring will also enable development partners and researchers to address areas of country-specific weakness

In turn, this will grant relevant ministries a basis upon which to make funding requests



 SUSTAINABLE DEVELOPMENT GOALS

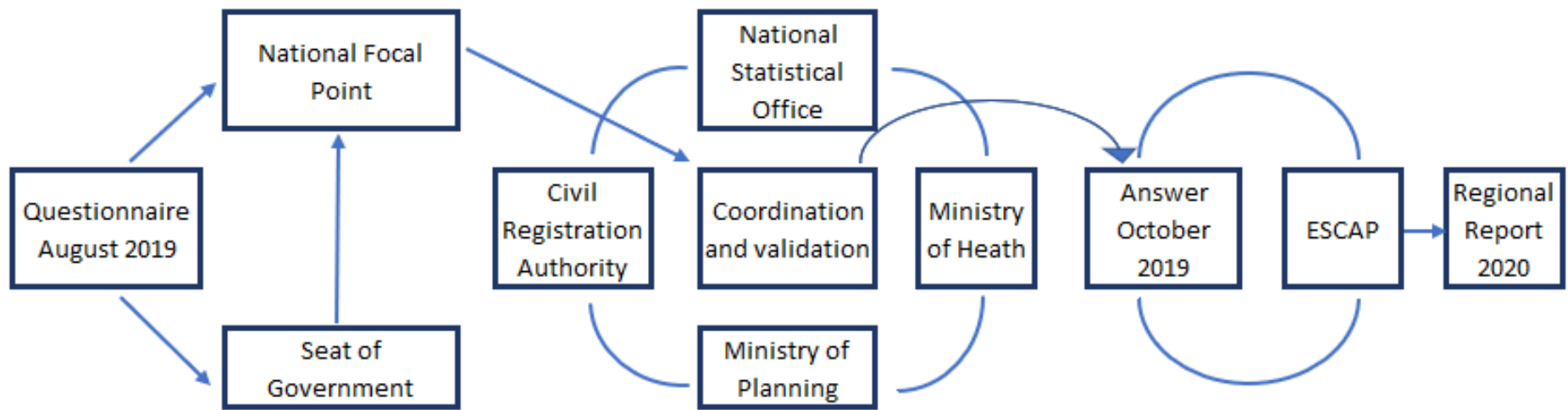
### 2030 Agenda

Population data makes up a significant portion of the data needed to monitor the SDGs

Without accurate population data, countries may not be able to accurately depict their SDG progress



# Process





Asian and Pacific Civil Registration and Vital Statistics (CRVS) Decade 2015-2024  
Midterm Questionnaire on the implementation of the Regional Action Framework  
on CRVS  
in Asia and the Pacific

[Please return by 30 November 2019](#)

Country	Kyrgyzstan
---------	------------

National Focal Point	
Name	Ms. Tamara Taipova
Title	Chief Specialist, Division of Demographical Statistics
Organization	National Committee on Statistics of the Kyrgyz Republic
Email	
Telephone	

# Structure of the Questionnaire

- Introductory portion
  - Cover
  - Context
  - Guidance
  - Definitions
- Implementation steps
  - Ex: Has your country conducted a standards-based comprehensive assessment of CRVS?
    - Follow-up questions provide context and elaboration
- Birth Registration
- Death Registration
- Causes of Death
- Vital Statistics
- Guidelines (will accompany the questionnaire and provide explanatory information)

# How should the questionnaire be completed?

---



National Focal Points must act as the central coordinator



Involve the relevant development partners



Involve the relevant ministries



If possible, ESCAP recommends hosting a small summit to allow representatives to validate answers and respond to National Focal point's questions



# The midterm review questionnaire

## Table by table



## Table 1:

## Implementation steps

(1) CRVS coordination mechanism comprising all relevant stakeholders

(2) Standards-based comprehensive assessment of CRVS

(3) Set national targets

(4) Monitoring and reporting

(5) Inequality assessment

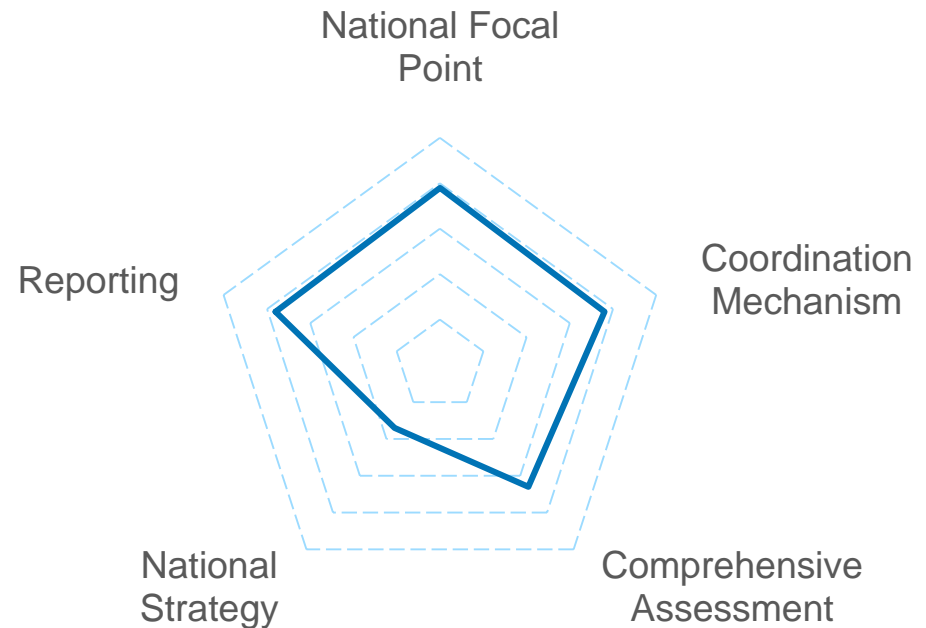
(6) Develop a multi-sectoral national CRVS strategy

(7) Assign a national focal point

(8) Report to ESCAP via the NFP

# Progress in the Asia-Pacific

- 38 of 58 countries have established **national coordination mechanisms**, many of these since 2014
- 33 of 58 countries have conducted a **comprehensive assessment**
- 17 of 58 countries have developed **national CRVS strategies** and many others in process



# Steps monitored in the questionnaire



**(1) Establish an effective and sustainable national CRVS coordination mechanism comprising all relevant stakeholders**

Identifying who should be involved, roles and responsibilities, etc.

ESCAP Information Note:  
<https://bit.ly/2Xrw8Ds>



**(2) Conduct a standards-based comprehensive assessment of CRVS in their territory, which is inclusive of all relevant stakeholders, for the purpose of identifying gaps and making recommendations that will be the foundation of a comprehensive multi-sectoral national CRVS strategy**

WHO Comprehensive Assessment Tool:  
<https://bit.ly/2Xpofyd>



**(4) Develop and implement a plan for monitoring and reporting on achievement of the targets, including on reporting to the ESCAP secretariat**

# Steps monitored in the questionnaire



**(5) Assess inequalities related to CRVS experienced by subgroups of the population, including among hard-to-reach and marginalized populations and particular geographic areas and administrative subdivisions, and, where appropriate, set national targets to address those inequalities**



**(6) Develop and implement a comprehensive multi-sectoral national CRVS strategy, aligned, where appropriate, with the action areas of the Regional Action Framework, with political commitment, adequate funding, and a clear delineation of responsibilities for stakeholders to establish accountability for the implementation**


Important to align the CRVS strategy with any existing national, economic, planning or statistical development strategies

ESCAP Information Note:

<https://bit.ly/322lXUi>



# Table 2: Birth Registration



# Regional Action Framework targets on birth registration

Goal 1: Universal registration of births, deaths & other vital events

- ◆ 1A: By 2024, at least ... per cent of births in the territory and jurisdiction in the given year are registered
- ◆ 1B: By 2024, at least ... per cent of children under 5 years old in the territory and jurisdiction have had their birth registered (SDG 16.9.1).
- ◆ 1C: By 2024, at least ... per cent of all individuals in the territory and jurisdiction have had their birth registered.



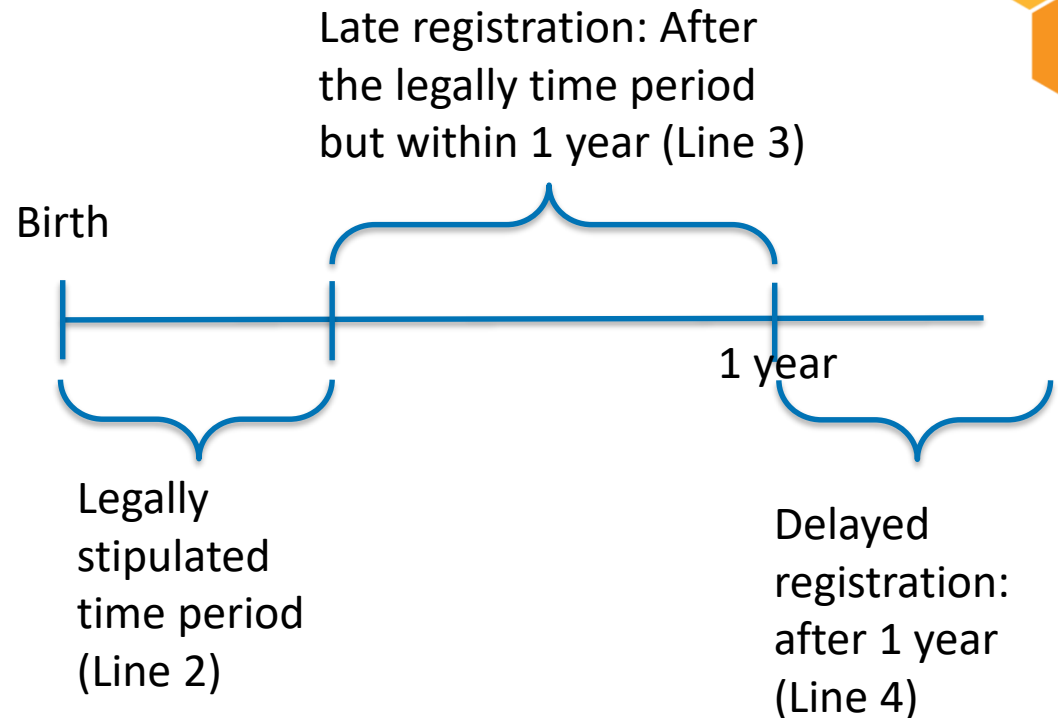
Goal 2: All individuals are provided with legal documentation of civil registration of births, deaths and other vital events, as necessary, to claim identity, civil status and ensuing rights

- ◆ 2A: By 2024, at least ... per cent of all births registered in the territory and jurisdiction are accompanied with the issuance of an official birth certificate that includes, as a minimum, the individual's name, sex, date and place of birth, and name of parent(s) where known.



# Table 2: Birth Registration – Civil Registration Records

Line	Variable
<b>Registration Records</b>	
1	Number of births in the given year registered by the civil registration system <b>within 1 year of occurrence</b> (including late civil registration) (= (2)+(3))
2	Of which: Number of births in the given year registered by the civil registration system <b>within the legally stipulated time period</b>
3	Number of births in the given year registered by the civil registration system <b>after the legally stipulated time period but within 1 year of occurrence</b> (late civil registration)
4	Number of births in the given year registered by the civil registration system <b>after 1 year of occurrence</b> (delayed civil registration)



- The date of reference for completing the table is the date of birth, not the date of registration.
- A birth which occurred in December 2017 and was registered in January 2018 should be recorded in Line 2 under the year 2017.

## Table 2: Birth Registration – Civil Registration Records

- Do not include re-issuance of certificates: there should not be more births for which a certificate was issued (line 5) than births registered (line 1)
- If the birth certificate does not have the minimum information (the individual's name, sex, date and place of birth, and name of parent(s) where known), enter what is included in Notes and Sources

Line	Variable
<b>Registration Records</b>	
5	Total number of births in the given year registered by the civil registration system <b>within one year of occurrence for which a certificate was issued</b> (A birth certificate contains minimum information including the individual's name, sex, date and place of birth, and names of parent(s) where known)

## Table 2: Birth Registration – Population Register Records

- Snapshot of children under 5 or total population whose birth was registered at any point during their lifetime (current or previous years)
- Countries with well-functioning population register based on civil registration systems for births and deaths and including data on migration can use administrative data
- In the absence of reliable administrative data, household surveys have become a key source of data to monitor levels and trends in birth registration

Line	Variable
<b>Population Register Records</b>	
6	<u>Number of children under 5</u> whose birth was registered by the civil registration system at any point during their lifetime
7	<u>Number of individuals</u> whose birth was registered by the civil registration system (including delayed adult registrations) at any point during their lifetime

## Table 2: Birth Registration – Population Estimates

- To calculate the completeness rates
- National statistical offices may provide based on national estimates derived from national population censuses, and/or household surveys

Line	Variable
<b>Population estimates (based on national estimates from the ministry of health, population census data or sample surveys)</b>	
8	Total number of live births in the national territory
9	Total number of children under age 5
10	Total population

## Table 2: Birth Registration – UNICEF or Population Division Estimates

- ◆ Prefilled data from international databases
- ◆ Comparison purpose
- ◆ Used for calculating completeness rates if no national data available

<b>For Reference: International Database Values</b>	
<b>Line</b>	<b>Variable</b>
<b>Estimates from UNICEF</b>	
15	Number of children under 5 whose births are registered
<b>Estimates from the United Nations Population Division</b>	
16	Total number of live births in the national territory
17	Total number of children under age 5
18	Total population
<b>Targets</b>	
19	1B: Percent of children under 5 years old that have had their birth registered (according to MICS or DHS survey)

Table 2: Birth Registration – Targets

- ◆ Automatic formulas in the questionnaire to calculate targets from data provided
- ◆ Target 1B and 1C: Preference given to surveys
- ◆ Target 1B: Data from UNICEF (based on MICS or DHS surveys) prefilled, default data if no other data submitted

Line	Variable
<b>Targets</b>	
11	1A: Percentage of births in the territory and jurisdiction that are registered within one year of occurrence ( $=100*(1)/(8)$ , if (8) not available use (16))
12	2A: Percentage of births registered accompanied with the issuance of an official birth certificate with minimum information in the given year ( $=100*(5)/(1)$ )
13	1B: Percentage of children under 5 years old that have had their birth registered ( $=100*(6)/(9)$ , if (9) not available use (17), or <b>survey</b> )
14	1C: Percentage of individuals that have had their birth registered ( $=100*(7)/(10)$ , if (10) not available use (18), or <b>survey</b> )





# Table 3: Death Registration



# Regional Action Framework targets on death registration

Goal 1: Universal registration of births, deaths & other vital events

- ◆ 1D: By 2024, at least ... per cent of all deaths that take place in the territory and jurisdiction in the given year are registered.



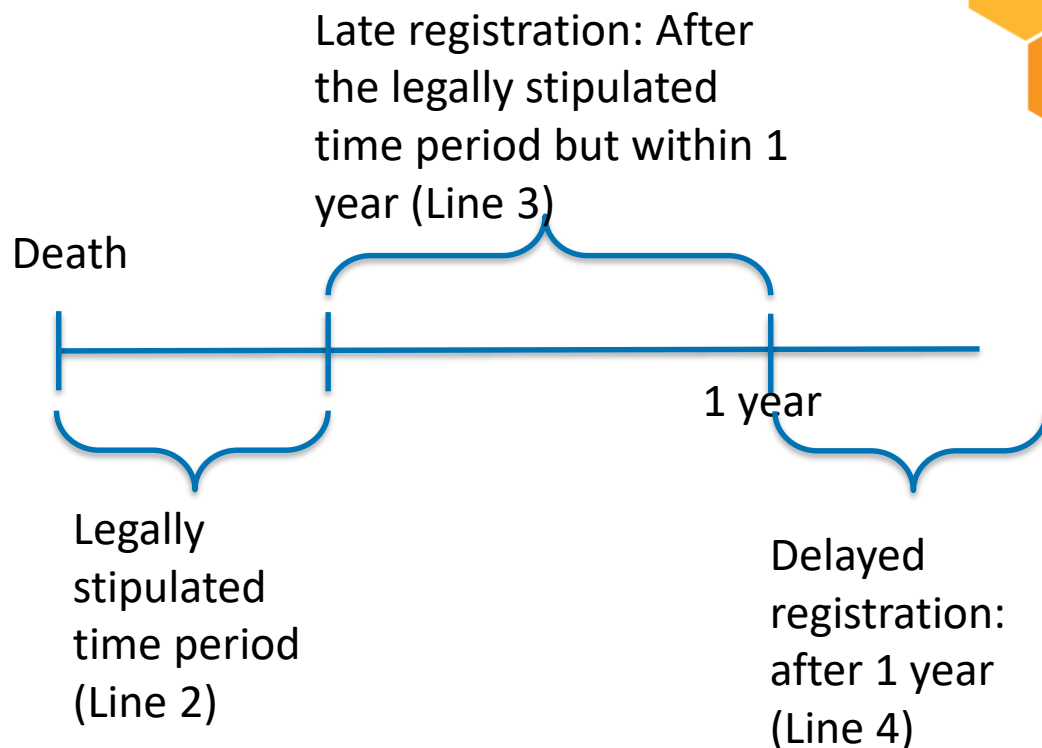
Goal 2: All individuals are provided with legal documentation of civil registration of births, deaths and other vital events, as necessary, to claim identity, civil status and ensuing rights

- ◆ 2B: By 2024, at least ... per cent of all deaths registered in the territory and jurisdiction in the given year are accompanied with the issuance of an official death certificate which includes, as a minimum, the deceased's name, date of death, sex, and age.



# Table 3: Death Registration – Civil Registration Records

Line	Variable
<b>Registration Records</b>	
1	Total number of deaths in the given year registered by the civil registration system <b>within one year of occurrence</b> (including late civil registration) (= (2)+(3))
2	Of which: Number of deaths in the given year registered by the civil registration system <b>within the legally stipulated time period</b>
3	Number of deaths in the given year registered by the civil registration system <b>after the legally stipulated time period but within 1 year of occurrence</b> (late civil registration)
4	Number of deaths in the given year registered by the civil registration system <b>after 1 year of occurrence</b> (delayed civil registration)



- ◆ The date of reference for completing the above table is the date of death, not the date of registration.
- ◆ A death which occurred in December 2017 and was registered in January 2018 should be recorded in Line 2 under the year 2017.

## Table 3: Death Registration – Civil Registration Records

- Does not include re-issuance of certificates: there should not be more deaths for which a certificate was issued (line 5) than deaths registered (line 1)
- If the death certificate does not have the minimum information (deceased's name, date of death, sex, and age), enter what is included in Notes and Sources

Line	Variable
<b>Registration Records</b>	
5	Total number of deaths in the given year registered by the civil registration system <b>within one year of occurrence for which a death certificate was issued</b> (A death certificate contains minimum information including deceased's name, date of death, sex, and age)

## Table 3: Death Registration – Population Estimates

- ◆ To calculate the completeness rates
- ◆ National statistical offices may provide based on national estimates derived from national population censuses, and/or household surveys
- ◆ Prefilled data from Population Division for comparison purpose, but used for calculating completeness rates if no national data available

<b>Population estimates</b>	
6	Total number of deaths in the national territory (based on estimates from the ministry of health, population census data or sample surveys)
<b>Population estimates from the United Nations Population Division</b>	
9	Total number of deaths in the national territory

## Table 3 Death Registration -Targets

- Target 1D and 2B:  
Preference given to number of deaths registered within the legally stipulated time period

Line	Variable
<b>Targets</b>	
7	1D: Percentage of all deaths that are registered ( $=100*(1)/(6)$ , if (6) not available use (9))
8	2B: Percentage of deaths registered accompanied with the issuance of an official death certificate with minimum information ( $=100*(5)/(1)$ )



# Table 4: Causes of Death






# Challenges in collection of mortality and cause-of-death data

INTERNATIONAL FORM OF MEDICAL CERTIFICATE OF CAUSE OF DEATH

Cause of death		Approximate interval between onset and death
<b>I</b> Disease or condition directly leading to death*  <b>Antecedent causes</b> Morbid conditions, if any, giving rise to the above cause, stating the underlying condition last	(a) .....	.....
	due to (or as a consequence of)	
	(b) .....	.....
	due to (or as a consequence of)	
	(c) .....	.....
	due to (or as a consequence of)	
	(d) .....	.....
<hr/>		
<b>II</b>	.....	.....
Other significant conditions contributing to the death, but not related to the disease or condition causing it	.....	.....

*\*This does not mean the mode of dying, e.g. heart failure, respiratory failure. It means the disease, injury, or complication that caused death.*

-  Underreporting of deaths, incompleteness of records and errors in capturing of demographic information of events
-  Poor mortality certification practices
-  Weak cause-of-death coding practices



# Regional Action Framework targets on causes of death



Goal 1: Universal registration of births, deaths & other vital events

- 1.E. By 2024, at least ... per cent of all deaths recorded by the health sector in the territory and jurisdiction in the given year have a medically certified cause of death recorded using the international form of the death certificate



Goal 3: Accurate, complete and timely vital statistics (including on causes of death) are produced based on registration records and are disseminated

- 3.C By 2024, at least ... per cent of deaths occurring in health facilities or with the attention of a medical practitioner have an underlying cause of death code derived from the medical certificate according to the standards defined by ICD (latest version as appropriate)
- 3.D By 2024, the proportion of deaths coded to ill-defined codes will have been reduced by ... per cent compared with the baseline year
- 3.E. By 2024, at least ... per cent of deaths taking place outside of a health facility and without the attention of a medical practitioner have their underlying cause of death code determined through verbal autopsy in line with international standards

## Table 4 Causes of Death

- ◆ Information should be maintained by the health sector
- ◆ The International Statistical Classification of Diseases and Related Health Problems (ICD) provides a comprehensive and comparable tool for identifying causes of death and diseases in general
- ◆ Target 3C and 3D are measured in the contextual questions below the table

Line	Variable
<b>Registration Records</b>	
1	Number of deaths recorded by the health sector
2	Of which: Number of deaths which have a medically certified cause of death recorded using the international form of the death certificate (ICD)
3	Number of deaths with ill-defined codes and codes that cannot be an underlying cause
<b>Targets</b>	
4	1E: Percentage of all deaths recorded by the health sector that have a medically certified cause of death recorded using the international form of the death certificate (ICD) (=100*(2)/(1))
5	3D: Percentage of deaths coded to ill-defined codes (=100*(3)/(1))



# Table 5: Vital Statistics

# Why using registration records for vital statistics as a goal for the region?

- ◆ Often avoided source of data
  - ◆ Significant initial investment to understand, clean and analyse the data
  - ◆ Civil registration agency may not have expertise or interest in improving the statistical quality of data
- ◆ Preferable source for vital statistics
  - ◆ Continuously updated
  - ◆ Universal coverage

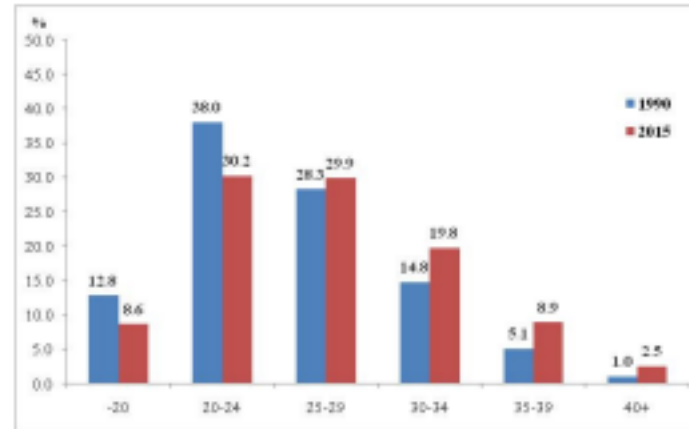


67 SDG indicators related to Civil Registration and Vital Statistics

# Vital Statistics Reports

- A growing number of countries are producing vital statistics reports based on civil registration
- However comes after improving civil registration completeness

Figure 10: Distribution of live births by age of mother (%)



Source: National Statistics Office of Georgia

The age structure of fertility has changed since 1990 following the collapse of the Soviet Union. In 2015 the number of births declined for women aged less than 25, rose for women aged 30 years and older, and remained unchanged for women aged 25-29. The mean age of mothers at first birth equaled 24.7 years in 2015, up from 23.7 in 1990.

Figure 11: Total fertility rate in Georgia



Source: National Statistics Office of Georgia

# Regional Action Framework targets on vital statistics



**Goal 3:** Accurate, complete and timely vital statistics (including on causes of death) are produced based on registration records and are disseminated

- ◆ 3.A. By...(year), annual nationally representative statistics on births – disaggregated by age of mother, sex of child, geographic area and administrative subdivision –are produced from registration records or other valid administrative data sources
- ◆ 3.B. By ...(year), annual nationally representative statistics on deaths – disaggregated by age, sex, cause of death defined by ICD (latest version as appropriate), geographic area and administrative subdivision –are produced from registration records or other valid administrative data sources
- ◆ 3.F. By ...(year), key summary tabulations of vital statistics on births and deaths using registration records as the primary source, are made available in the public domain in electronic format annually, and within one calendar year
- ◆ 3.G. By ...(year), key summary tabulations of vital statistics on causes of death using registration records as the primary source, are made available in the public domain in electronic format annually, and within two calendar years
- ◆ 3.H. By ...(year), an accurate, complete and timely vital statistics report for the previous two years, using registration records as the primary source, is made available in the public domain



Get  
every one  
in the picture

**Thank you!**

**For more information,  
please visit:**

**[www.getinthepicture.org](http://www.getinthepicture.org)**